

LED Retrofit Tubes

I-Lume

LED LIGHTING SOLUTIONS




I-Lume range of LED Tubelight are available in both aluminium as well as plastic extrusion. These LED Tubes can be retrofitted in existing traditional light fixtures. Technical Specifications, available wattage remains the same as LED Battens shown in the previous page.

LED Lamps

LUCENT



LED 7Watt Bulb



LED .5W Deco Lamps

WATTAGE	LUMEN	LIFE
5W	425	30000 hr.
7W	600	30000 hr.
9W	765	30000 hr.

COLOR	LUMEN	LIFE
White/Yellow	25-30/23-25lm	25000 hr.
Red/Orange	8-12 lm	25000 hr.
Blue/Green	8-12 lm	25000 hr.

Calcom Vision Limited
Calcom Electronics Limited

B-16, Site- C, Surajpur Industrial Area, Gautam Budh Nagar, Greater Noida, UP 201306, India
Tel: +91 120 2569761-64 Fax: +91 120 2569769 Mob: 9873354382
Email: Support@calcomindia.com Web: www.calcomindia.com

FIRST STEP # 9810290180



PROFESSIONAL LUMINAIRES



Factory at Greater Noida

Calcom is an Original Designer and Manufacturer (ODM). Incorporated in 1976, it was a pioneer and leader in manufacturing Calculators and Televisions. In 2008, Calcom forayed into manufacturing Lighting Electronics and has developed a comprehensive range of LED products, T5 and T8 Traditional Luminaires and Electronic Ballasts.

Calcom has a State-of-the-Art factory located at Greater Noida, U.P. spread over 13,000 square meters with a covered area of 10,000 square meters. Calcom has an in-house SMT, Auto Insertion, plastic-injection-moulding plant, approbation-lab, tool-room, wire-wound components manufacturing and its own paint-shop.

All products developed by Calcom meet IEC and BIS requirements and are tested under varying environment conditions using stringent quality norms making them highly reliable and energy efficient.


Today Lighting Solutions have evolved a great deal and the modern professionals demand suave, pleasing and most importantly energy saving lighting solutions. Keeping these requirements in mind Calcom has developed elegant looking fixtures which are suitable for modern office spaces, large factories as well as hospitality industry. These fixtures are manufactured using world class LED chips to ensure maximum lumen output per watt. Our range of Luminaires are designed to reduce energy consumption and can be retro-fitted with modern energy efficient system.




LED Panels

Backlit

2X2 LED GRID LITE



2X2 LED SOFTLITE



LED PANEL LIGHT

FEATURES

- Appearance : Aesthetically designed and highly efficient LED ceiling lights meets various requirements of modern work spaces.
- System power 70lm/W, Saves 45%energyas compared to T5 & 60% as compared to T8
- Average luminous beam, SDCM < 5
- Lifespan : 50000 hrs
- Fixture Material : 0.5 mm cold roll steel with powder coating
- Lampshade : Flame retardent PC
- Installation : Embedded style

APPLICATIONS

- Offices
- Conference Rooms
- IT Industry
- Hotels and Hospitality Industry
- Hospitals
- Airports
- Shopping Malls
- Showrooms & Departmental stores

TECHNICAL SPECIFICATIONS

Technical Specifications

	Gridlite	Softlite
Product Model	Gridlite	Softlite
Product Size	597x597x85mm	598x598x123mm
Input Voltage	AC 230V	AC 230V
Working Current	1.2A	0.96A
System Power	44W	40W
Power Factor	>0.9	>0.9
Luminous Flux	3050lm	2800lm
Color Temperature	4000k/6000k	4000k/6000k
Color rendering index	>80	>80
Lampshade/Diffuser	Flame Retardent PC	PMMA/Acrylic


LED Panels

Backlit


LED Panels

Edgelit

2x2 LED Twinlite




2x2 LED Duralite



2x2 SLIMLITE LED PANEL



1X1 SLIMLITE LED PANEL



LED PANEL LIGHT

FEATURES

- Appearance : Aesthetically designed and highly efficient LED ceiling lights meets various requirements of modern work spaces.
- System power 70lm/W, Saves 45%energyas compared to T5 & 60% as compared to T8
- Average luminous beam, SDCM < 5
- Lifespan : 50000 hrs
- Fixture Material : 0.7 mm cold roll steel with powder coating
- Lampshade : Superior Transmittance, Frosted strip of Acrylic
- Installation : Hanging, Embedded style

APPLICATIONS

- Offices
- Conference Rooms
- IT Industry
- Hotels and Hospitality Industry
- Hospitals
- Airports
- Shopping Malls
- Showrooms & Departmental stores

TECHNICAL SPECIFICATIONS

Product Model	Twinlite	Duralite
Product Size	597x597x35mm	598x598x60mm
Input Voltage	AC 230V	AC 230V
Working Current	0.6A	1.2A
System Power	38W	36/40W
Power Factor	>0.9	>0.9
Luminous Flux	2600lm	2520/2800lm
Color Temperature	4000k/6000k	4000k/6000k
Color rendering index	>80	>80
Lampshade/Diffuser	Frosted Acrylic	PMMA/Acrylic

LED PANEL LIGHT

FEATURES

- Appearance : Aesthetically designed and highly efficient LED ceiling lights meets various requirements of modern work spaces.
- System power 70lm/W, Saves 45%energyas compared to T5 & 60% as compared to T8
- Average luminous beam, SDCM < 5
- Lifespan : 50000 hrs
- Fixture Material : 0.7 mm cold roll steel with powder coating
- Lampshade : Superior Transmittance, Frosted strip of Acrylic
- Installation : Hanging, Embedded style

APPLICATIONS

- Offices
- Conference Rooms
- IT Industry
- Hotels and Hospitality Industry
- Hospitals
- Airports
- Shopping Malls
- Showrooms & Departmental stores

TECHNICAL SPECIFICATIONS

Product Model	Slimlite	Slimlite
Product Size	600x600x13mm	300x300x13mm
Input Voltage	AC 230V	AC 230V
Working Current	0.85/.96A	.48A
System Power	36W	18W
Power Factor	>0.9	>0.9
Luminous Flux	2500/2800lm	1200lm
Color Temperature	4000k/6500k	6500k
Color rendering index	>80	>80
Diffuser	PMMA/Acrylic	PMMA/Acrylic

LED Office Lights

Backlit



LED Luxlite



LED Sleeklite

FEATURES

- Appearance : Aesthetically designed and highly efficient LED ceiling lights meets various requirements of modern work spaces.
- System power 70lm/W, Saves 45%energyas compared to T5 & 60% as compared to T8
- Average luminous beam, SDCM < 5
- Lifespan : 50000 hrs
- Fixture Material : 0.5 mm cold roll steel with powder coating
- Lampshade : Flame retardent PC
- Installation : Embedded style

APPLICATIONS

- Offices
- Conference Rooms
- IT Industry
- Hotels and Hospitality Industry
- Hospitals
- Airports
- Shopping Malls
- Showrooms & Departmental stores

TECHNICAL SPECIFICATIONS

Product Model	Luxlite	Sleeklite
Product Size	1210x117x117mm	1206x96x90mm
Input Voltage	AC 230V	AC 230V
Working Current	0.6 A	0.3 A
System Power	36W	18W
Power Factor	>0.9	>0.9
Luminous Flux	2500/2800lm	1250/1400 lm
Color Temperature	4000k/6500k	4000k/6500k
Color rendering index	>80	>80
Diffuser	PMMA/Acrylic	PMMA/Acrylic

LED Down Lighters

Luster- Backlit



LED Luster Square



LED Luster Round

FEATURES

- Available in 4" and 6" size
- Made using Polycarbonate materials which provide strength, durability & superior aesthetics.
- Instant Start and Constant Light Output
- Higher Lumen efficacy per watt
- Voltage Range (90-290 Volts)
- Zero Mercury

SPECIFICATIONS

	9 Watts	12 Watts	15 Watts	18 Watts
Voltage	90-290V	90-290V	100-270 V	100-270 V
Lumens	720	960	1200	1440
CCT	6500K	6500 K	6500 K	6500 K
CRI	>75	>75	>75	>75
Life: >35000Hrs	Beam Angle: 150°			



2' 10W LED Batten



4' 18W LED Batten

FEATURES

- Instant Start and Constant Light Output
- Higher Lumen efficacy per watt
- Voltage Range (90-290 Volts)
- Zero Mercury
- Aluminium Extrusion

SPECIFICATIONS

	10 Watts	10 Watts	18 Watts	18 Watts
Voltage	90-290V	90-290V	90-290 V	90-290 V
Lumens	1000	900	1800	1650
CCT	6500K	2700 K	6500 K	2700 K
CRI	>75	>75	>75	>75
Length	2 feet	2 feet	4 feet	4 feet
Life: >35000Hrs	Beam Angle: 150°			